

PS150 BOOST-60

Solar surface pump system

Application

- drinking water supply
- water purification
- reverse osmosis systems
- pressurizing

Characteristics

- fast, failure-free installation
- excellent serviceability
- high reliability and life expectancy
- short Return of Investment (ROI) cycle
- lower Total Cost of Ownership (TCO)

Technical data

Item #	2106
Total dynamic head	max. 500 ft
Flow rate	max. 1.1 USG/min
Vmp**	> 17 V
Voc	max. 50 V



Components

Controller: PS150

- controlling and monitoring
- control inputs for well probe, dry running protection, remote control etc.
- protected against reverse polarity, overload and high temperature
- integrated MPPT (Maximum Power Point Tracking)
- low voltage disconnect for battery operation

Motor: ECDRIVE 150-BOOST

- maintenance-free brushless DC motor
- no electronics in the motor
- premium materials

Pump end: PE BOOST-60

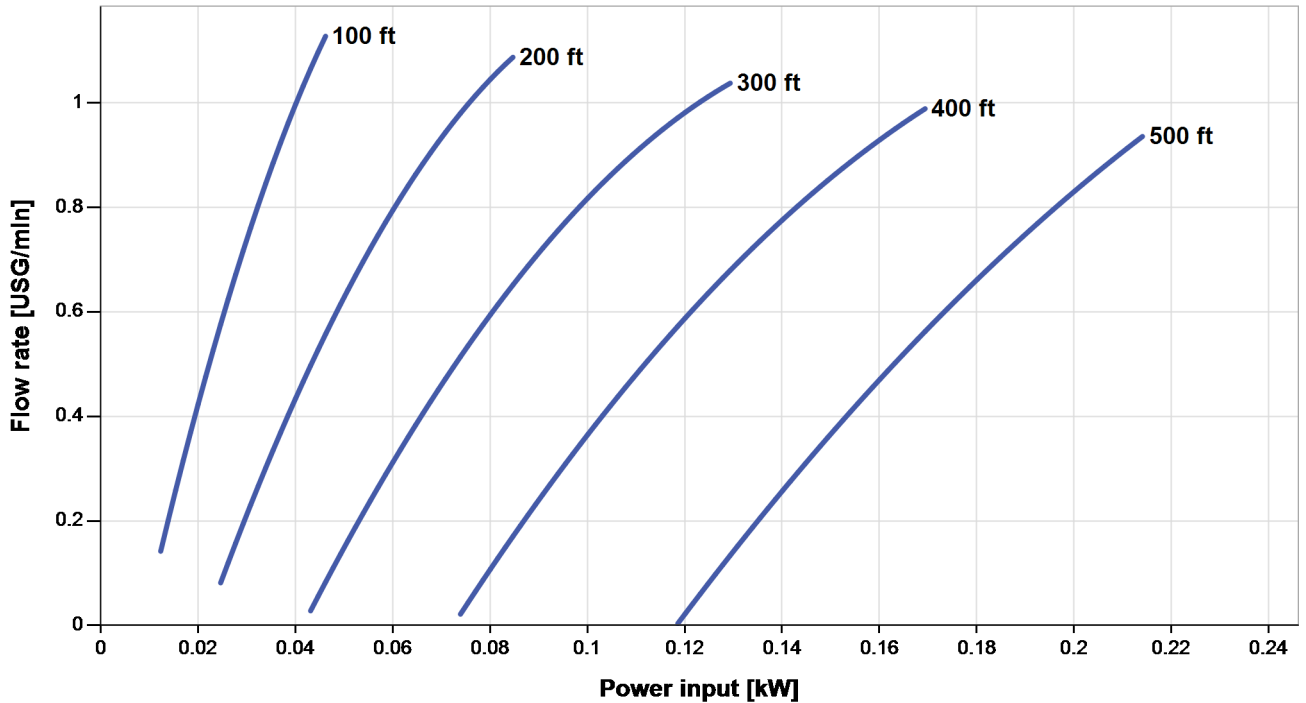
- high reliability and life expectancy
- max. Suction head 10 ft
- premium materials
- optional: dry running protection

PS150 BOOST-60

Solar surface pump system

Pump chart

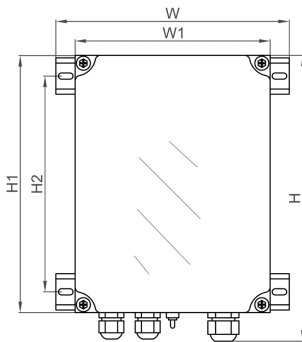
Max. power voltage (Vmp**): > 17 V



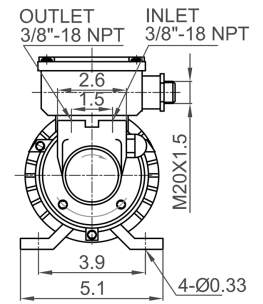
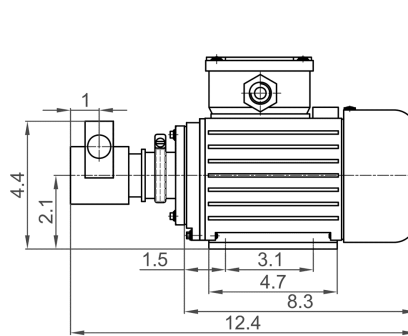
Dimensions and weights

Controller

H = 11 in
 H1 = 9.8 in
 H2 = 8.2 in
 W = 8.9 in
 W1 = 7.4 in
 D = 4.3 in
 D1 = 3.9 in



Pump unit [in]



	net weight	packaging	shipping volume	gross weight
Controller	2.6 lbs	13x9.8x7.1 in	0.51 ft ³	3.6 lbs
Pump unit	15 lbs	15x7.1x8.3 in	0.52 ft ³	16 lbs
Motor	11 lbs	6.3x5.5x12 in	0.24 ft ³	12 lbs
Pump end	4.4 lbs	-	-	-

*Max. flow rate at min. recommended head

**Vmp: max. power voltage under Standard Test Conditions (STC): AM = 1.5, E = 1000 W/m², cell temperature 25 °C